

AUGUST 2024

FLORIDA SURPLUS LINES SERVICE OFFICE

# FL PREMIUM REPORT

A MONTHLY SNAPSHOT OF THE FLORIDA SURPLUS LINES MARKET

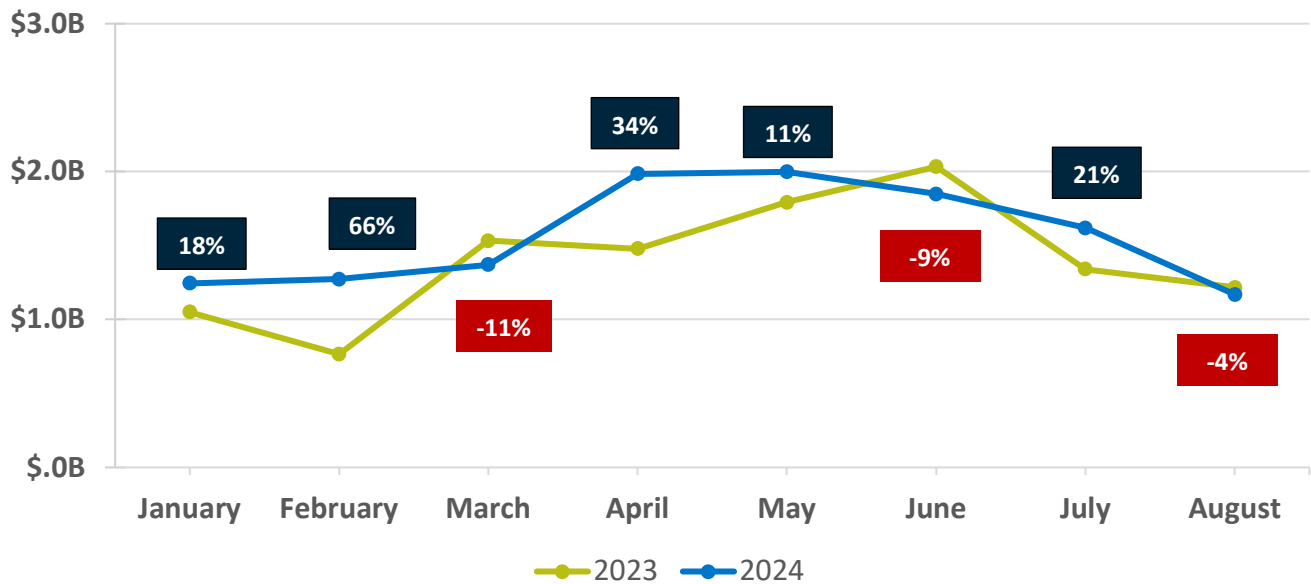


## Monthly Premium Breakdown

	Premium	
	2024	YOY % Change*
January	\$1.2B	18%
February	\$1.3B	66%
March	\$1.4B	-11%
April	\$2.0B	34%
May	\$2.0B	11%
June	\$1.8B	-9%
July	\$1.6B	21%
August	\$1.2B	-4%
YTD	\$12.5B	12%

\*Percentage of change based on same reporting period in 2023 and 2024.

## Premium Comparison 2023 vs. 2024



© 2024, Florida Surplus Lines Service Office. All Rights Reserved. Any reproduction, distribution, transmission, publication, or use requires the prior written permission of the Florida Surplus Lines Service Office.



1441 MACLAY COMMERCE DRIVE, SUITE 200 • TALLAHASSEE, FL 32312

800.562.4496

WWW.FSLSO.COM | INFO@FSLSO.COM



AUGUST 2024

FLORIDA SURPLUS LINES SERVICE OFFICE

# FL PREMIUM REPORT

A MONTHLY SNAPSHOT OF THE FLORIDA SURPLUS LINES MARKET

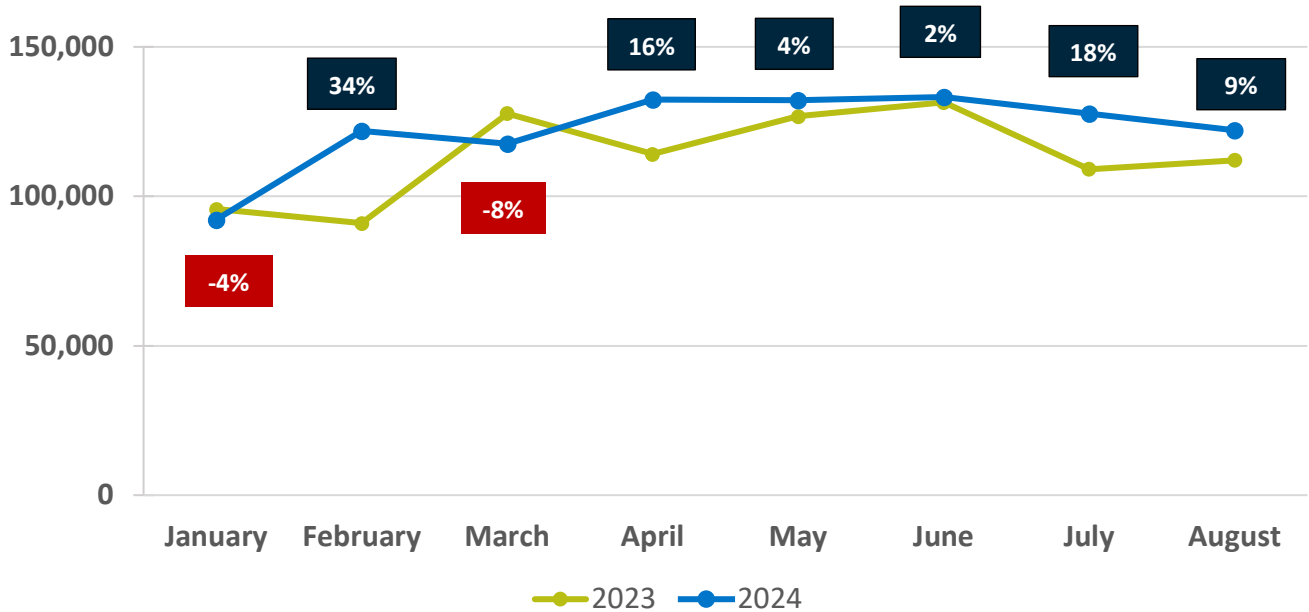


## Monthly Policy Count Breakdown

Policy Count		
	2024	YOY % Change*
January	92K	-4%
February	122K	34%
March	118K	-8%
April	133K	16%
May	132K	4%
June	133K	1%
July	128K	17%
August	122K	9%
YTD	979K	8%

\*Percentage of change based on same reporting period in 2023 and 2024.

## Policy Comparison 2023 vs. 2024



© 2024, Florida Surplus Lines Service Office. All Rights Reserved. Any reproduction, distribution, transmission, publication, or use requires the prior written permission of the Florida Surplus Lines Service Office.



1441 MACLAY COMMERCE DRIVE, SUITE 200 • TALLAHASSEE, FL 32312

800.562.4496

WWW.FSLSO.COM | INFO@FSLSO.COM



AUGUST 2024

FLORIDA SURPLUS LINES SERVICE OFFICE

# FL PREMIUM REPORT

A MONTHLY SNAPSHOT OF THE FLORIDA SURPLUS LINES MARKET

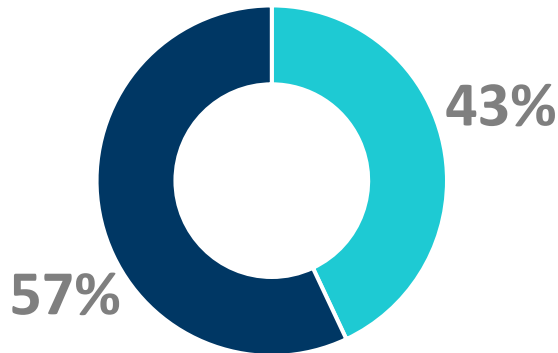


## NEW BUSINESS & RENEWALS

August



YTD



◆ New Business

◆ Renewals

© 2024, Florida Surplus Lines Service Office. All Rights Reserved. Any reproduction, distribution, transmission, publication, or use requires the prior written permission of the Florida Surplus Lines Service Office.



1441 MACLAY COMMERCE DRIVE, SUITE 200 • TALLAHASSEE, FL 32312

800.562.4496

WWW.FSLSO.COM | INFO@FSLSO.COM



AUGUST 2024

FLORIDA SURPLUS LINES SERVICE OFFICE

# FL PREMIUM REPORT

A MONTHLY SNAPSHOT OF THE FLORIDA SURPLUS LINES MARKET

## Lines of Business for August

Coverage	Premium	YOY % Change*	Policy Count	YOY % Change*	Average Cost Per Policy
Commercial Property	\$316.8M	-24%	15,084	5%	\$21,001
Commercial General Liability	\$189.2M	13%	20,522	16%	\$9,206
Excess Commercial General Liability	\$87.6M	-1%	3,098	11%	\$28,277
Miscellaneous Liability	\$67.8M	442%	1,810	200%	\$37,456
Homeowners-HO-3	\$59.7M	9%	10,121	11%	\$5,899
Commercial Package	\$58.9M	-16%	8,080	-0.47%	\$7,289
Builders Risk – Commercial	\$37.8M	23%	507	59%	\$74,566
Windstorm and/or Hail – Commercial	\$32.7M	18%	1,001	19%	\$32,627
Cyber Liability	\$23.9M	-1%	1,075	-6%	\$22,247
Miscellaneous E&O Liability	\$21.9M	-0.37%	1,717	18%	\$12,781

\* NOTE: The Difference and Percent of Change are calculated as a comparison between AUGUST 2024 and AUGUST 2023.

Numbers may slightly differ from prior publications since historical stats are continually adjusted to reflect cancellations and/or backouts.

© 2024, Florida Surplus Lines Service Office. All Rights Reserved. Any reproduction, distribution, transmission, publication, or use requires the prior written permission of the Florida Surplus Lines Service Office.



1441 MACLAY COMMERCE DRIVE, SUITE 200 • TALLAHASSEE, FL 32312

800.562.4496

WWW.FSLSO.COM | INFO@FSLSO.COM

