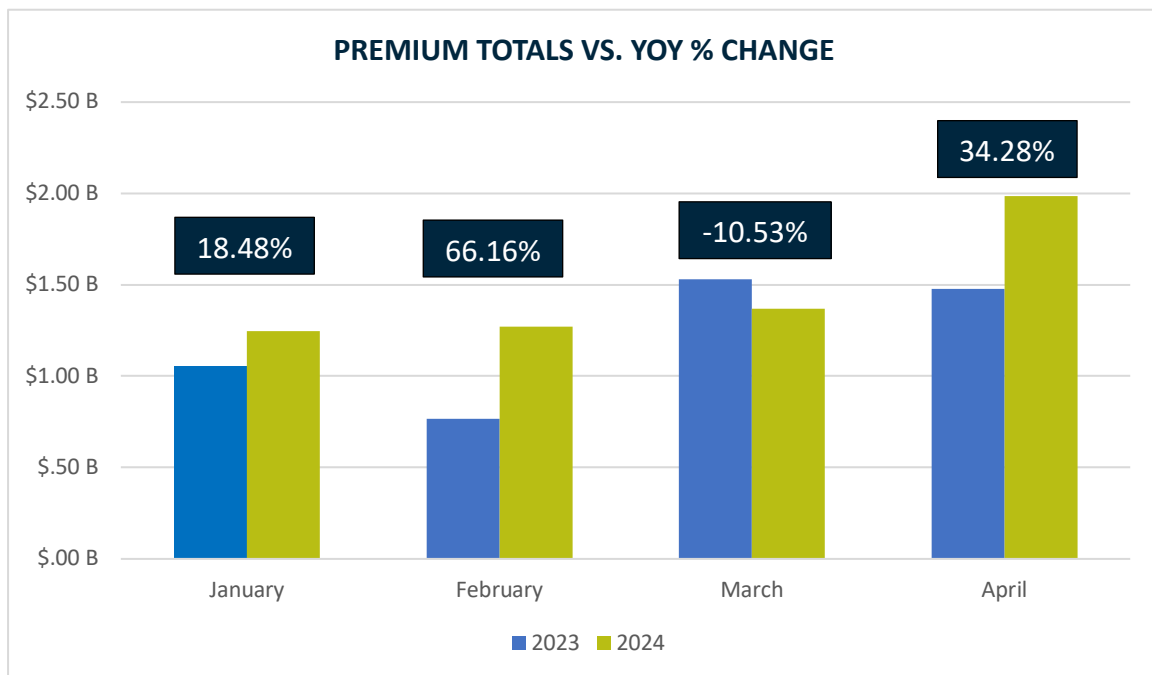


# FLORIDA SURPLUS LINES SERVICE OFFICE FL PREMIUM REPORT

A MONTHLY SNAPSHOT OF THE FLORIDA SURPLUS LINES MARKET

	Premium		Premium Difference	YOY % Change
	2023	2024		
<b>January</b>	\$1,051,430,792.37	\$1,245,739,791.37	\$194,308,999.00	18.48%
<b>February</b>	\$765,781,565.90	\$1,272,456,477.67	\$506,674,911.77	66.16%
<b>March</b>	\$1,531,715,596.17	\$1,370,456,481.87	(\$161,259,114.30)	-10.53%
<b>April</b>	\$1,478,916,047.51	\$1,985,934,627.86	\$507,018,580.35	34.28%
<b>YTD Totals</b>	<b>\$4,827,844,001.95</b>	<b>\$5,874,587,378.77</b>	<b>\$1,046,743,376.82</b>	<b>21.68%</b>



© 2024, Florida Surplus Lines Service Office. All Rights Reserved. Any reproduction, distribution, transmission, publication, or use requires the prior written permission of the Florida Surplus Lines Service Office.



1441 MACLAY COMMERCE DRIVE, SUITE 200 • TALLAHASSEE, FL 32312

800.562.4496

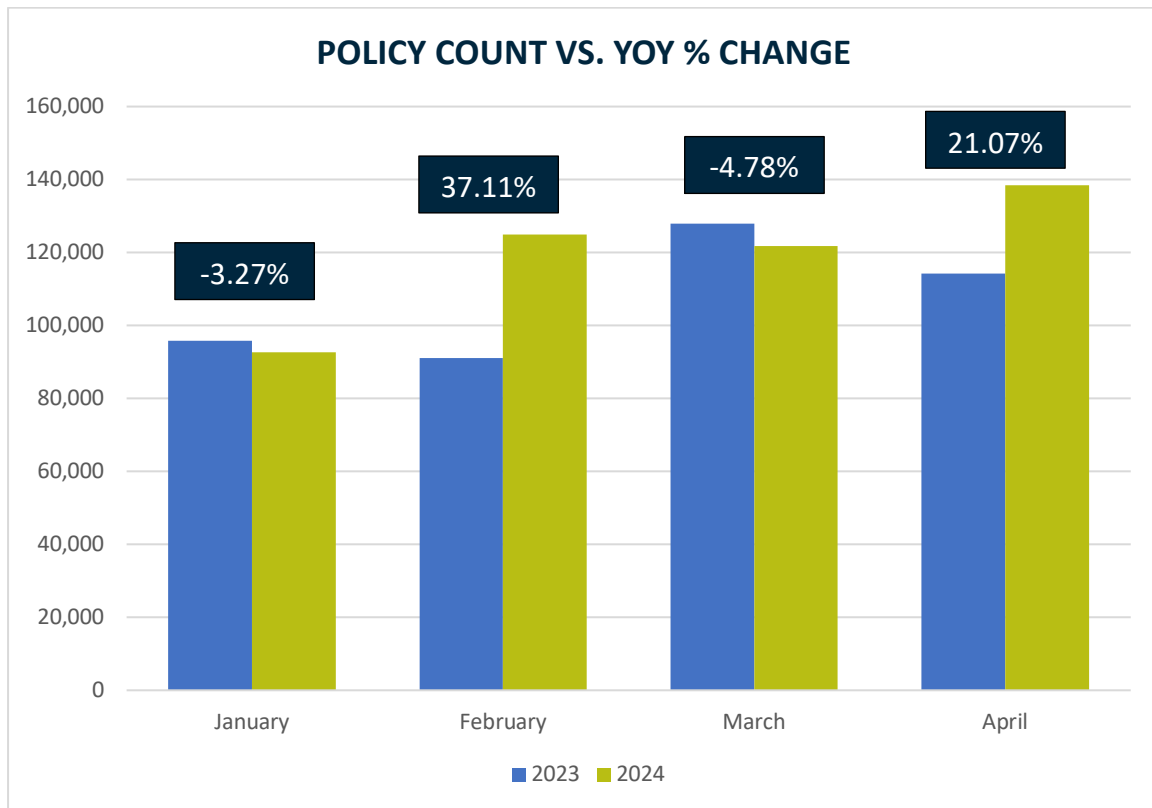
WWW.FSLSO.COM | INFO@FSLSO.COM



# FLORIDA SURPLUS LINES SERVICE OFFICE FL PREMIUM REPORT

A MONTHLY SNAPSHOT OF THE FLORIDA SURPLUS LINES MARKET

	Policy Count		YOY Policy Count % Change
	2023	2024	
<b>January</b>	95,813	92,683	-3.27%
<b>February</b>	91,132	124,952	37.11%
<b>March</b>	127,909	121,791	-4.78%
<b>April</b>	114,278	138,353	21.07%
<b>YTD Totals</b>	<b>429,132</b>	<b>477,462</b>	<b>11.26%</b>



© 2024, Florida Surplus Lines Service Office. All Rights Reserved. Any reproduction, distribution, transmission, publication, or use requires the prior written permission of the Florida Surplus Lines Service Office.



1441 MACLAY COMMERCE DRIVE, SUITE 200 • TALLAHASSEE, FL 32312

800.562.4496

WWW.FSLSO.COM | INFO@FSLSO.COM



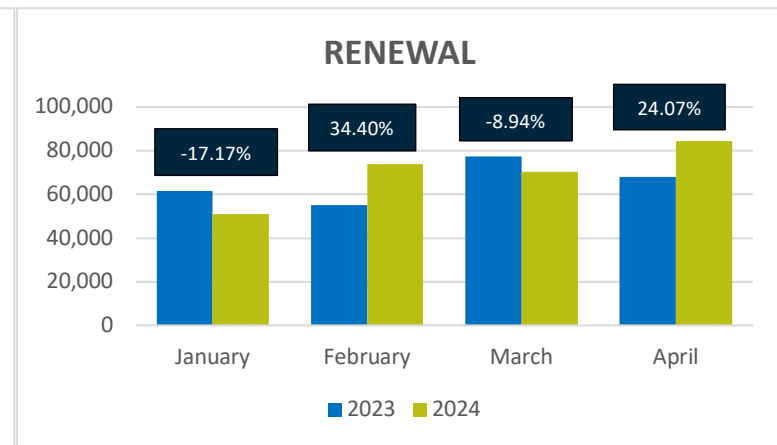
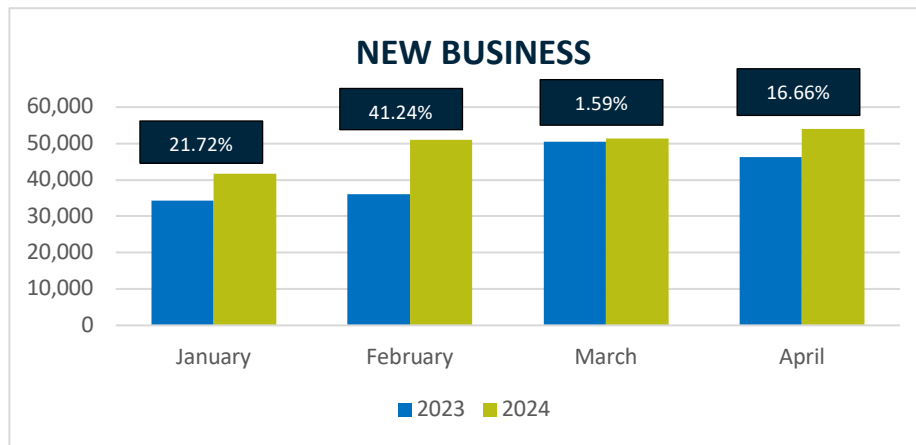
# FLORIDA SURPLUS LINES SERVICE OFFICE FL PREMIUM REPORT

A MONTHLY SNAPSHOT OF THE FLORIDA SURPLUS LINES MARKET



Numbers may slightly differ from prior publications since historical stats are continually adjusted to reflect cancellations and/or backouts.

	NEW BUSINESS		RENEWAL		NEW BUSINESS	RENEWAL
<b>January</b>	34,249	41,688	61,564	50,995	21.72%	-17.17%
<b>February</b>	36,118	51,013	55,014	73,939	41.24%	34.40%
<b>March</b>	50,503	51,306	77,406	70,485	1.59%	-8.94%
<b>April</b>	46,218	53,919	68,060	84,443	16.66%	24.07%
<b>YTD Totals</b>	<b>167,088</b>	<b>197,838</b>	<b>262,044</b>	<b>297,634</b>	<b>18.40%</b>	<b>6.71%</b>



© 2024, Florida Surplus Lines Service Office. All Rights Reserved. Any reproduction, distribution, transmission, publication, or use requires the prior written permission of the Florida Surplus Lines Service Office.



1441 MACLAY COMMERCE DRIVE, SUITE 200 • TALLAHASSEE, FL 32312

800.562.4496

WWW.FSLSO.COM | INFO@FSLSO.COM



FLORIDA SURPLUS LINES SERVICE OFFICE  
**FL PREMIUM REPORT**

A MONTHLY SNAPSHOT OF THE FLORIDA SURPLUS LINES MARKET



**TOP 10 COVERAGES FOR APRIL**

Rank	Coverage	Premium	Difference*	% Change*	Policy Count	Count % Change*
1	Commercial Property	\$940,422,422.66	\$219,994,247.25	30.54%	24,354	51.44%
2	Commercial General Liability	\$260,578,298.68	\$89,891,201.69	52.66%	22,747	24.06%
3	Excess Commercial General Liability	\$114,105,745.91	\$29,073,322.10	34.19%	3,483	29.96%
4	Commercial Package	\$105,513,177.99	\$36,140,309.38	52.10%	8,907	26.86%
5	Homeowners-HO-3	\$63,705,484.60	\$7,392,676.42	13.13%	9,676	20.77%
6	Builders Risk - Commercial	\$55,231,088.75	\$31,387,459.51	131.64%	407	6.54%
7	Windstorm and/or Hail - Commercial	\$54,609,179.02	\$10,293,486.68	23.23%	1,491	65.67%
8	Miscellaneous E&O Liability	\$28,082,573.82	\$1,018,919.40	3.76%	1,621	29.68%
9	Cyber Liability	\$26,768,909.18	\$3,601,535.59	15.55%	1,315	45.30%
10	Commercial Umbrella Liability	\$23,786,034.98	\$7,956,542.10	50.26%	666	24.95%

\* NOTE: The Difference and Percent of Change are calculated as a comparison between APRIL 2024 and APRIL 2023.

Numbers may slightly differ from prior publications since historical stats are continually adjusted to reflect cancellations and/or backouts.

© 2024, Florida Surplus Lines Service Office. All Rights Reserved. Any reproduction, distribution, transmission, publication, or use requires the prior written permission of the Florida Surplus Lines Service Office.



1441 MACLAY COMMERCE DRIVE, SUITE 200 • TALLAHASSEE, FL 32312

800.562.4496

WWW.FSLSO.COM | INFO@FSLSO.COM

