

2016

1Q 2016 Quarterly Report

Florida Surplus Lines Service Office

FLORIDA SURPLUS LINES SERVICE OFFICE

FSLSO

Mission - Facilitate Compliance

Vision - Lead and serve through innovative solutions

Values - Efficiency
Effectiveness

Chief Purposes - Protect consumers
Monitor marketplace compliance
Protect state revenues

This data is comprised of submissions received by FSLSO and the Surplus Lines Clearinghouse from surplus lines agents, agencies, independently procured coverage (IPC) filers and insurers. This data is inclusive of multistate policy information, unless otherwise noted*, where Florida is recognized as the home state in accordance with the provisions of the Nonadmitted and Reinsurance Reform Act (NRRA). This data is based upon policy transactions submitted between 01/01/2016 and 03/31/2016 and is current as of 04/01/2016. All figures have been rounded to the nearest dollar amount.

FLORIDA MARKETPLACE

POLICIES & PREMIUM

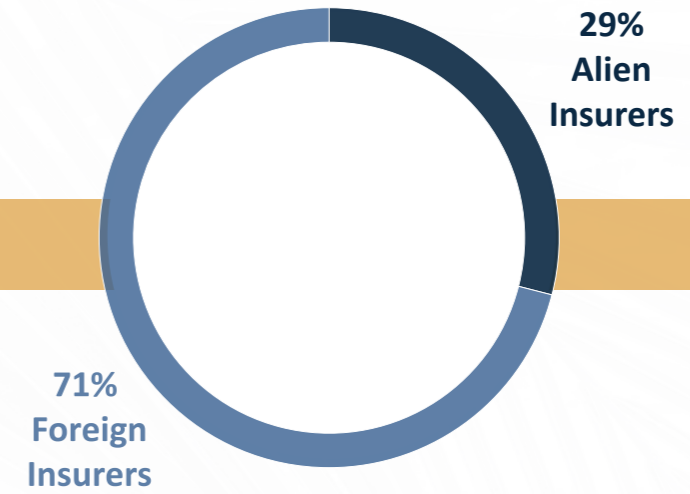
Policies

1Q TOTAL

252,305

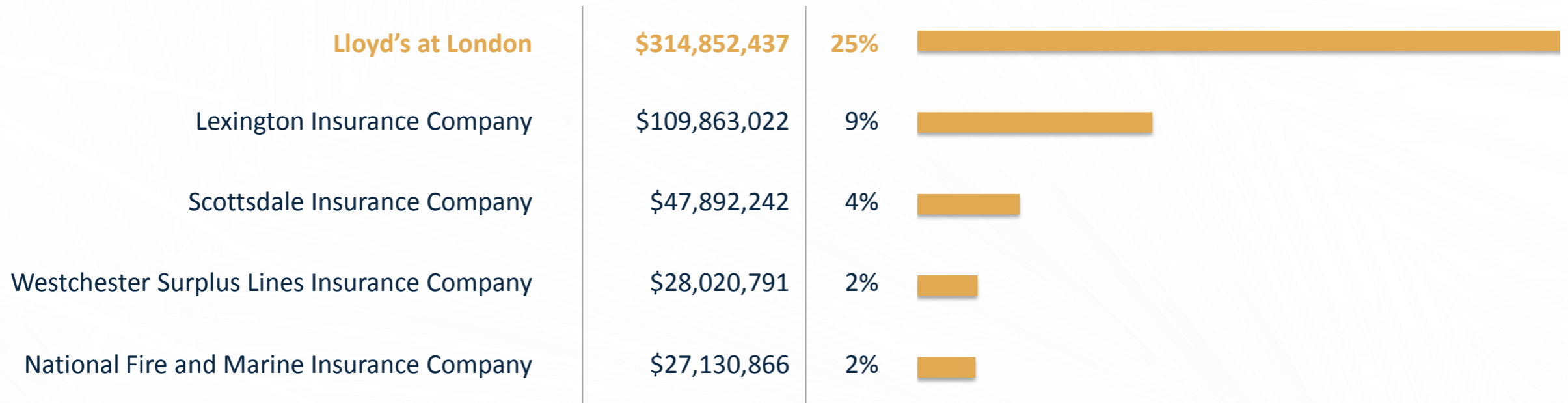
Premium

\$1,237,369,365








FLORIDA MARKETPLACE

TOP INSURERS BY PREMIUM



FLORIDA MARKETPLACE

TOP COVERAGES BY PREMIUM

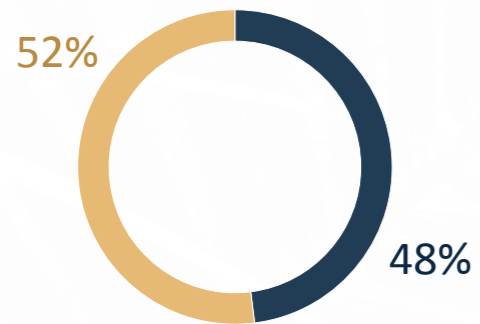
Commercial Property (1000)	\$436,157,405	30,294	35%	
Commercial General Liability (5000)	\$213,134,344	48,306	17%	
Commercial Package (1005)	\$77,856,017	19,477	6%	
Homeowners-HO-3 (2002)	\$60,209,153	22,656	5%	
Excess Commercial General Liability (5006)	\$38,124,749	2,318	3%	

Percentages represented above are that of total premium in 1Q 2016.

FLORIDA MARKETPLACE

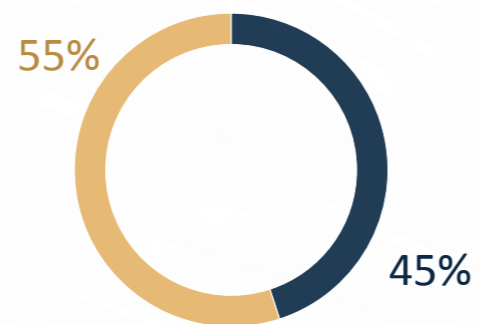
AGENT ACTIVITY

LICENSED AGENTS



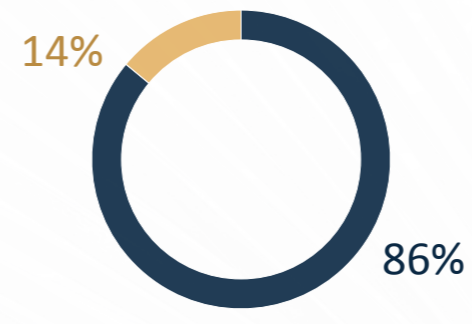
Total Licensed: 1,764

REPORTING AGENTS



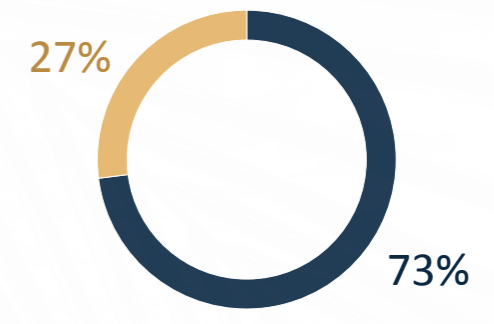
Total Reporting: 866

POLICY COUNT



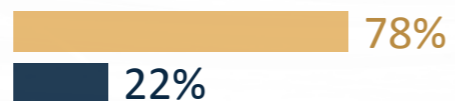
Total Policies: 250,831

PREMIUM



Total Premium: \$1,070,943,373

Total New Agents (63)



■ Resident ■ Non-Resident

*The above data is inclusive of FLSO agent policy information only.

MARKETPLACE MONITORING

COMPLIANCE REVIEW

	Q1
Compliance Reviews	62
Policies Reviewed	1,803
Transactions Reviewed	2,330
Unfiled Transactions	70
Agents with Unfiled Transactions	16
Industry Grade	96%
Total Unfiled Premium	\$451,098
TAXES, SERVICE FEES, ASSESSMENTS AND PENALTIES RECOVERED	\$23,666

MARKETPLACE MONITORING

PREMIUM RECONCILIATION

	1Q
Number of Unfiled Policies	103
Total Unfiled Premium	\$16,091,542
Taxes	\$348,332
Tax Penalties	\$3,065
Service Fees	\$14,380
Service Fees Penalties	\$135
Assessments	\$14,317
Assessment Penalties	\$298
TAXES, SERVICE FEES, ASSESSMENTS AND PENALTIES RECOVERED	\$380,527

FINANCIAL SERVICES

INVOICES BY ENTITY

ENTITY	AGENT		IPC	
FLSO Service Fee	933	\$1,755,692	375	\$54,745
DFS Tax	910	\$49,315,137	370	\$1,617,648
DEM EMPA	443	\$314,566	23	\$85
Citizens	299	\$5,256	23	\$119
FL Hurricane Catastrophe Fund	327	\$163,408	27	\$469
	1Q 2016	2,912	818	\$1,673,066

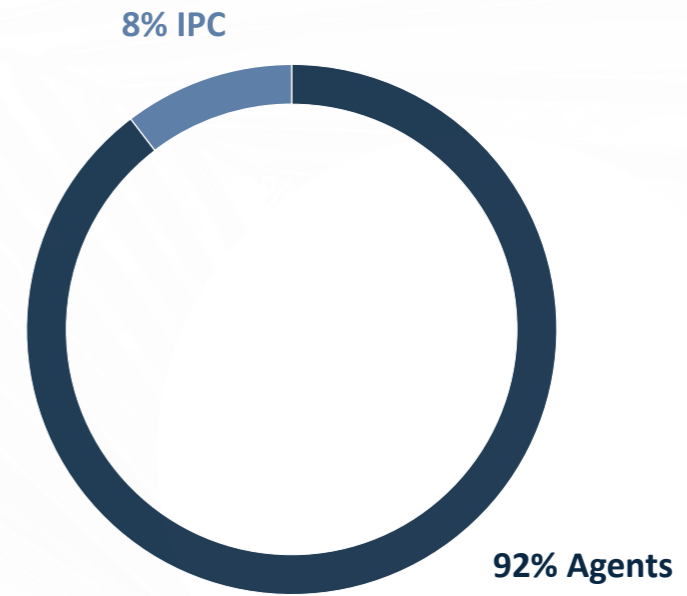
FINANCIAL SERVICES

PAYMENTS RECONCILED

AGENTS: 2,552

IPC: 222

1Q 2016 TOTAL: 2,774



EDUCATION & OUTREACH

ACTIVITY

1Q		1Q	
26	Online Education accounts	292	Webinar participants
18	60-Hour Pre-Licensing course	98	Electronic news and information
78	Study Manuals	5,531	Twitter impressions
16	Surplus Lines Courses	1,589	LinkedIn connections
5 hrs	Continuing Education	132,742	Website visits

EDUCATION & OUTREACH

WEBSITE

WEB PAGE

Tax/Fee/Assessment Estimator

Home Page

Zip/County/City Search Tool

Frequently Asked Questions

Financial Data for Florida Eligible Surplus Lines Insurers

PAGE VIEWS

64,872

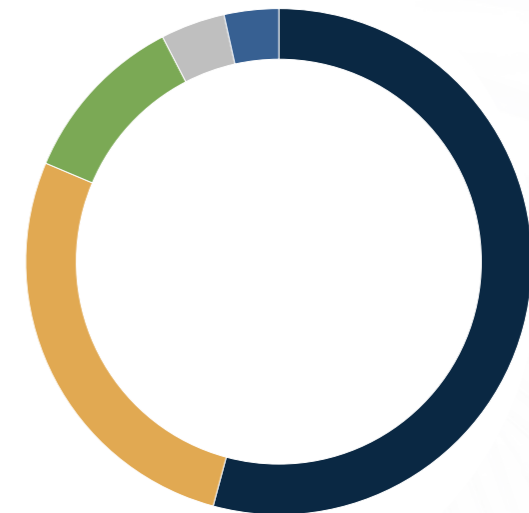
19,190

3,633

2,106

1,829

WEB PAGE VIEWS



Florida Surplus Lines Service Office

fslso.com

The logo for the Florida Surplus Lines Service Office (FSLSO) is a circular emblem. It features three palm trees of varying heights in the background. In the foreground, the letters 'FSLSO' are written in a large, blue, serif font. The entire logo is set against a dark blue background.